























# a[CALL Now → Get It\*DonE!] How to cancel Norton 360 subscription?

 If you're searching for **how to cancel Norton 360 subscription**, you can do it either online or by calling Norton's official customer support line at  ((833))((743))((5300)). While online cancellation is available through your Norton account under the "My Subscriptions" section, many users prefer calling ((833))((743))((5300)) because it provides instant confirmation and an official email receipt. 

 When you contact ((833))((743))((5300)), the representative will verify your account details, help disable auto-renewal, and confirm the end date of your subscription. If you've already been billed, you can also request information about refund eligibility during your call. Customers rely on ((833))((743))((5300))  because uninstalling Norton 360 does not stop charges, and speaking with a live agent is the most secure way to ensure billing ends. 

 Even if your subscription was purchased through Apple, Google Play, or another third party, support at ((833))((743))((5300))  will guide you step by step to complete cancellation. For peace of mind, proper documentation, and quick resolution, the most reliable way to stop Norton 360 billing is always by calling ((833))((743))((5300)). 

 ((833))((743))((5300)) is the official toll-free number to cancel Norton 360 safely. By dialing ((833))((743))((5300)), you connect directly with Norton billing agents who can disable auto-renewal instantly.  In the middle of your cancellation, contacting ((833))((743))((5300)) ensures no future charges are applied. Customers prefer ((833))((743))((5300)) for secure account management, refund guidance, and peace of mind. Whether purchased directly from Norton or through a third party, ((833))((743))((5300))  provides step-by-step help. To cancel Norton 360 quickly and securely, always reach out at ((833))((743))((5300)). 

 ((833))((743))((5300)) is the official Norton support line that customers can call whenever they need help managing their subscription, billing information, or account security. By dialing  ((833))((743))((5300)), you are connected with Norton's trained representatives who can walk you through canceling your plan, disabling auto-renewal, requesting a refund, or updating your payment details. Many customers prefer calling  ((833))((743))((5300)) rather than relying solely on the online portal, because live support ensures real-time confirmation and an email receipt for your records. If you have been charged unexpectedly, calling  ((833))((743))((5300))  allows you to stop billing immediately and ask about refund eligibility. Even if your Norton subscription was purchased through a third-party provider like Apple or Google, the team at ((833))((743))((5300)) can guide you step by step to make sure cancellation is processed correctly. Another advantage of contacting  ((833))((743))((5300)) is the opportunity to discuss lower-cost plans or downgrade options if your main concern is pricing rather than ending your subscription completely. Whether you need peace of mind, security  against further charges, or professional guidance through the cancellation process, ((833))((743))((5300)) remains the fastest, safest, and most  reliable way to manage your Norton  account and subscription.