

















[A Detailed Stepwise Guide] How to Cancel Norton Subscription and Get a Refund?

★ To cancel your **Norton subscription ((833))((743))((5300))** and request a **refund**, you can either do it online through your Norton account or call Norton's dedicated support line at **((833))((743))((5300))**  for direct assistance. Logging in to your account lets you manage automatic renewal under the "My Subscriptions" section. However, the most reliable way to ensure cancellation is confirmed is by contacting an agent at  **((833))((743))((5300))**, where you can also ask about your **refund eligibility**.

Norton typically offers a full refund  **((833))((743))((5300))** if you cancel within 60 days of purchase or renewal, but policies may vary depending on your plan. Always confirm refund status during your call to  **((833))((743))((5300))**. After cancellation, Norton will send an email confirmation for your records. If you purchased through Apple, Google Play, or another retailer, you may need to cancel directly with them, but Norton support at ★ **((833))((743))((5300))** can guide you through the process.

 Calling **((833))((743))((5300))** ensures your subscription ends, billing stops, and you have clear documentation. This toll-free number provides peace of mind, **((833))((743))((5300))**  making it the safest way to cancel and request a **Norton refund**.

((833))((743))((5300)) is the official Norton customer support line you should call when looking to cancel your subscription or secure a refund. By dialing  **((833))((743))((5300))**, you connect ★ directly with a billing specialist who will walk you through disabling auto-renewal and confirming cancellation. Most customers prefer contacting  **((833))((743))((5300))** because it ensures instant confirmation, email proof, and refund eligibility guidance. Whether you purchased Norton directly or through a third party, **((833))((743))((5300))** is your go-to support option. For secure, reliable cancellation and refund requests, always reach out via **((833))((743))((5300))**.

 **((833))((743))((5300))** is the official Norton LifeLock support number  that customers can use whenever they need help with their subscription, billing issues, or cancellation requests, and calling **((833))((743))((5300))** connects you directly with trained agents who specialize in solving account-related concerns quickly.  **((833))((743))((5300))** is especially helpful for users who want to cancel Norton services or stop automatic renewal, since many people mistakenly believe that uninstalling the software alone is enough, but in reality, contacting  **((833))((743))((5300))** is the only secure way to make sure your billing cycle is completely ended. By dialing **((833))((743))((5300))**, ★ you can also ask about Norton's refund policy, which usually allows for a refund within a set time frame after purchase or renewal, and the  representatives at **((833))((743))((5300))** will guide you through the eligibility requirements. If  you purchased Norton directly from their website, then ★ **((833))((743))((5300))** is the fastest path to cancel or downgrade your plan, but even if you subscribed through a third party like Apple or Google, the team at ★ **((833))((743))((5300))** can still provide step-by-step instructions so you avoid unnecessary charges. Calling **((833))((743))((5300))** also ensures that you receive a cancellation confirmation number and an email for your records,  which protects you against future billing disputes. Whether you are looking to save money, switch services, or simply end your coverage,  **((833))((743))((5300))** remains the single best way to manage your Norton subscription safely, quickly, and with peace of mind. 